

966871-1 ✓ ACTIVE

AMPMODU | AMPMODU Headers

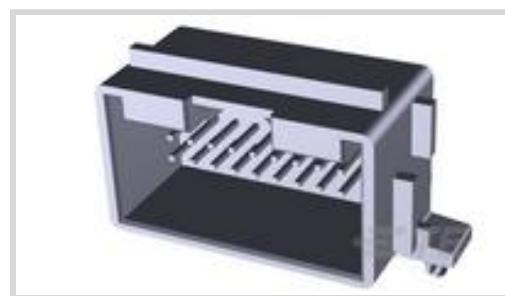
TE Internal #: 966871-1

PCB Mount Header, Horizontal, Wire-to-Board, 10 Position, 2.5 mm Centerline, Fully Shrouded, Tin, Signal, Black, AMPMODU Headers

[View on TE.com >](#)



Connectors > PCB Connectors > PCB Headers & Receptacles



Connector System: **Wire-to-Board**

Number of Positions: **10**

Centerline (Pitch): **2.5 mm**

Sealable: **No**

PCB Mount Orientation: **Horizontal**

Features

Product Type Features

Hybrid Header	No
Connector Shape	Rectangular
PCB Connector Assembly Type	PCB Mount Header
Header Type	Fully Shrouded
Connector System	Wire-to-Board
Sealable	No
Connector & Contact Terminates To	Printed Circuit Board

Configuration Features

Number of Positions	10
PCB Mount Orientation	Horizontal
Number of Rows	2

Electrical Characteristics

Nominal Voltage Architecture	12 V
------------------------------	------

Body Features

Primary Product Color	Black
-----------------------	-------

Contact Features

Contact Size	.63mm
Contact Type	Tab



Mating Tab Width	.63 mm
Mating Tab Thickness	.63 mm
Contact Mating Area Plating Material	Tin

Mechanical Attachment

Mating Alignment	With
PCB Mount Retention Type	Boardlock
Connector Mounting Type	Board Mount

Housing Features

Centerline (Pitch)	2.5 mm
--------------------	--------

Usage Conditions

Operating Temperature Range	-40 – 110 °C[-40 – 230 °F]
-----------------------------	----------------------------

Operation/Application

Shielded	No
Circuit Application	Signal

Product Compliance

[For compliance documentation, visit the product page on TE.com>](#)

EU RoHS Directive 2011/65/EU	Compliant
EU ELV Directive 2000/53/EC	Compliant
China RoHS 2 Directive MIIT Order No 32, 2016	No Restricted Materials Above Threshold
EU REACH Regulation (EC) No. 1907/2006	Current ECHA Candidate List: JUNE 2022 (224) Candidate List Declared Against: JUNE 2022 (224) Does not contain REACH SVHC
Halogen Content	Low Halogen - Br, Cl, F, I < 900 ppm per homogenous material. Also BFR/CFR/PVC Free
Solder Process Capability	Wave solder capable to 240°C

Product Compliance Disclaimer


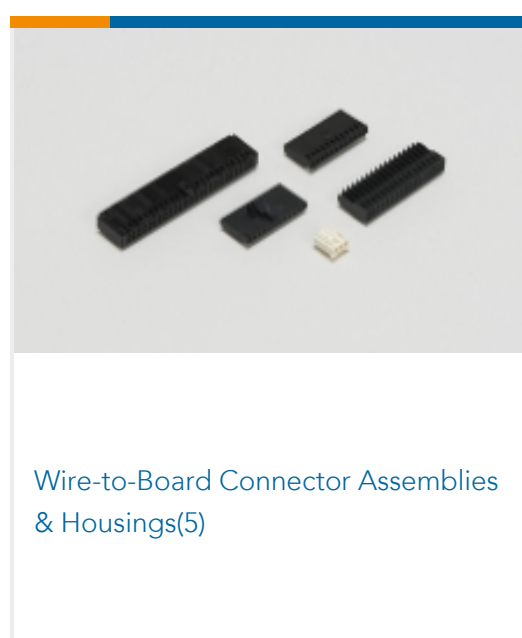

This information is provided based on reasonable inquiry of our suppliers and represents our current actual knowledge based on the information they provided. This information is subject to change. The part numbers that TE has identified as EU RoHS compliant have a maximum concentration of 0.1% by weight in homogenous materials for lead, hexavalent chromium, mercury, PBB, PBDE, DBP, BBP, DEHP, DIBP, and 0.01% for cadmium, or qualify for an exemption to these limits as defined in the Annexes of Directive 2011/65/EU (RoHS2). Finished electrical and electronic equipment products will be CE marked as required by Directive 2011/65/EU. Components may not be CE marked. Additionally, the part numbers that TE has identified as EU ELV compliant have a maximum concentration of 0.1% by weight in homogenous materials for lead, hexavalent chromium, and mercury, and 0.01% for cadmium, or qualify for an exemption to these limits

as defined in the Annexes of Directive 2000/53/EC (ELV). Regarding the REACH Regulation, the information TE provides on SVHC in articles for this part number is based on the latest European Chemicals Agency (ECHA) 'Guidance on requirements for substances in articles' posted at this URL: <https://echa.europa.eu/guidance-documents/guidance-on-reach>

Compatible Parts



Also in the Series | AMPMODU Headers



Documents

Product Drawings

MOD2 ST-WANNE 2X10P

English

CAD Files

Customer View Model

[ENG_CVM_966871-1_C3.3d_igs.zip](#)

English

Customer View Model

[ENG_CVM_966871-1_C3.3d_stp.zip](#)



English

Customer View Model

[ENG_CVM_966871-1_C3.2d_dxf.zip](#)

English

3D PDF

3D

By downloading the CAD file I accept and agree to the [Terms and Conditions](#) of use.

Product Specifications

[Product Specification](#)

English